

SPRING SHOWCASE INFORMATION PACKET 2025

IMPORTANT UPCOMING DATES						
SUN	MON	TUE	WED	THU	FRI	SAT
Week of 4/26-5/2	COSTUME DISTRIBUTION (ONE ADULT MUST ATTEND CLASS WITH DANCER)				MAY 1 CLASS MOM MEETINGS (required for all class moms - sign up for a time slot)	MAY 2 CLASS MOM MEETINGS (required for all class moms - sign up for a time slot)
Week of 5/3-5/9		MAY 5 LAST DAY TO PRE-ORDER FOOD ITEMS			MAY 8 PICTURE EVENING (Time Slots)	MAY 9 PICTURE DAY (Time Slots)
Week of 5/10-5/16	NORMAL CLASS SCHEDULE			MAY 14 ACCELERATE TECH REHEARSAL (Time Slots)	MAY 15 DRIVE TECH REHEARSAL (Time Slots) & DRESS REHEARSAL 7:30 PM	MAY 16 ACCELERATE DRESS REHEARSAL 2:00PM DRIVE SHOW #1 6:00PM
MAY 17 ACCELERATE SHOW #1 12PM DRIVE SHOW #2 3:30PM ACCELERATE SHOW #2 7:00PM	CLASSES CONTINUE THROUGH 5/21.... FREE DRESS WEEK! FOLLOWING NORMAL SCHEDULE					
Week of 5/24-5/30	MAY 25 Memorial Day ★★★★★	MAY 26 26-27 Class Recommendations Emailed			MAY 29 Performance Company Auditions	
Week of 5/31-6/6	JUNE 1 26-27 Registration opens to returning families				JUNE 5 26-27 Registration opens to new families	

THANK YOU TO OUR COMMUNITY SPONSORS:



Picture Day

FRIDAY & SATURDAY, MAY 8-9, 2026

Legacy Dance Studio
4112 Kodiak Court, Unit D, Frederick, CO

**ARRIVE PROMPTLY AT THE TIME LISTED BELOW! WE CANNOT WAIT FOR LATE ARRIVALS.
FOLLOW HEAD-TO-TOE CHECKLIST FOR COSTUME, MAKE-UP, AND HAIR GUIDELINES!**



- Bring your dancer to picture day even if you do not plan to purchase pictures so that they can be in the class picture!
- You will need to change into costume & then gather with your class (approximately 15 minutes is scheduled into your time for this purpose).
- To minimize distraction and maximize smiles, dancers will be escorted to the picture area as a class, and returned to parents after photos.
- Each class will take a group photo, followed by individual portraits in a pose chosen by Legacy staff. Tap/Jazz and Pre-Teen classes - teachers will choose which shoes/accessories to wear for the class photo, and dancers can opt to change accessories for their individual portrait.
- Sibling dancer pictures and a maximum of ONE optional picture with in-class friends will be allowed per dancer after each classes' individual photos are complete (must be in same costume as currently being photographed). Any additional friend pictures will need to sign up for a time at the end of picture day (link below and on website).



FRIDAY EVENING

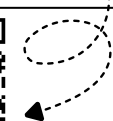
4:40	Mini Ballet Thu AM (MP)
4:50	Mini Ballet Mon 4:00 (MA)
5:00	Mini Ballet Mon 6:30 (GP)
5:10	Mini Ballet Wed (AW)
5:20	Mini Ballet Tue (HM)
5:30	Mini Hip Hop Mon (AKJ)
5:40	Mini Hip Hop Wed (KM)
5:50	Junior Musical Theatre
6:00	Junior Tap Mon (MA)
6:10	Junior Tap Tue (HM)
6:20	Junior Tap Wed (AW)
6:30	Junior Tap Thu AM (MP)
6:40	Junior Tap Thu PM (AM)
6:50	Junior Jazz Tue (HM)
7:00	Junior Jazz Wed (AW)
7:10	Junior Hip Hop Wed 4:30 (KM)
7:20	Junior Hip Hop Mon AM & Wed 6:45 (AW&KM)
7:30	Adult Combo

SATURDAY MORNING

9:00	Toddler Ballet Wed (AW)
9:10	Toddler Ballet Thu AM (MP)
9:20	Toddler Ballet Mon (MA)
9:30	Toddler Hip Hop Mon AM & PM (AW & AKJ)
9:40	Ballet 1 Tue (AH)
9:50	Ballet 1 Wed (AW)
10:00	Ballet 1 Thu (AH)
10:10	Tap/Jazz 1 Tue (HM)
10:20	Tap/Jazz 1 Wed (AW)
10:30	Tap/Jazz 1 Thu (AH)
10:40	Contemporary/Lyrical 1 Tue (HM)
10:50	Just Guys
11:00	Contemporary/Lyrical 1 Thu (GP)
11:10	PTC Mon (MA)
11:20	Hip Hop 2 (TB)
11:30	Hip Hop 1 Wed (KM)
11:40	Hip Hop 3 & 4 (AKJ)
11:50	Hip Hop 1 Mon (AKJ)
12:00	Musical Theatre 1 (KH)
12:10	Lunch

SATURDAY AFTERNOON

12:40	Musical Theatre 2 (KH)
12:50	Musical Theatre 3 & 4 (KH)
1:00	Contemporary/Lyrical 2 (AH)
1:10	Contemporary/Lyrical 3 & 4 (TB)
1:20	Ballet 2 Tue (AH)
1:30	Ballet 2 Thu (MP)
1:40	Pre-Pointe, Pointe 1 & 2 (TB)
1:50	Pre-Pointe, Pointe 1 & 2 (TB)
2:00	Tap/Jazz 2 Tue (AH)
2:10	Tap/Jazz 2 Thu (AH)
2:20	Tap/Jazz 3 (TB)
2:30	Tap/Jazz 4 & 5 (TB)
2:40	Ballet 3 Thu (MP)
2:50	Ballet 4 & 5 (TB)
3:00	Inspire
3:10	Rise
3:20	Impact
3:30	All Companies Photo
3:45	Additional buddy photos Sign-up link:



Accelerate

SHOW A

Tech Rehearsal THURSDAY, MAY 14

Frederick High School Auditorium
5690 Tipple Parkway, Frederick, CO



- Attendance is mandatory! **Wear class practice attire (not costume!) and bring dance shoes.**
- **Very time sensitive - DO NOT BE LATE!** Arrival times listed to the right>>
- This is the dancers' **ONLY** chance to practice on stage with their instructor, learn light & music cues.
- **Gather in the cafeteria with your class** and check in with class moms. Class moms will stay with dancers through the backstage experience. Parents who aren't class moms will wait in cafeteria/auditorium until class returns.
- **Plan to be at the high school for about 30 minutes total per dance.**
- You are welcome to watch other dances in the auditorium, but dancers must be accompanied by an adult.
- No food is allowed in the auditorium. Food stays in the cafeteria - please clean up after yourself.
- Families are only allowed in the designated performance area. Do NOT wander the building.

ACCELERATE TECH SCHEDULE		ARRIVAL TIME
	MUSICAL THEATRE 2 MIC CHECK/PRACTICE	3:00
	MUSICAL THEATRE 1 MIC CHECK/PRACTICE	3:15
1	Inspire Performance Company (pre-show) <i>Stronger</i> ^{HB}	3:50
2	Rise Performance Company (pre-show) <i>Beautiful Creatures</i> ^{HB}	3:55
3	Impact Performance Company (pre-show) <i>Gimme Love</i> ^{HB}	4:00
4	Musical Theatre 1 <i>I'm a Believer</i> ^{KH}	4:05
5	Hip Hop 3 & 4 <i>K-Pop Mashup</i> ^{AKJ}	4:10
6	Pre-Teen Ballet <i>Go the Distance</i> ^{MA}	4:15
7	Junior Tap Mon <i>Live the Adventure</i> ^{MA}	4:20
8	Contemporary/Lyrical 3 & 4 <i>HOPE</i> ^{TB}	4:30
9	Jazz 1 Tue <i>Changed</i> ^{HM}	4:35
10	Adult Combo <i>I Just Might</i> ^{HB}	4:45
11	Tap 2 Tue <i>Double Life</i> ^{AH}	4:50
12	Ballet 3 <i>Quiet</i> ^{MP}	4:55
13	Toddler Ballet Mon <i>Get Ready!</i> ^{MA}	5:00
14	Tap 4 & 5 <i>Zero to Hero</i> ^{KS}	5:10
15	Tap 1 Tue <i>You Can't Stop the Beat</i> ^{HM}	5:15
16	Mini Ballet Wed <i>A Dream Is a Wish Your Heart Makes</i> ^{AW}	5:25
17	Musical Theatre 2 <i>Stand Out</i> ^{KH}	5:30
18	Toddler Ballet <i>Shake Your Sillies Out</i> ^{AW}	5:35
19	Hip Hop 1 Mon <i>The Avocado Song</i> ^{HB}	5:45
20	Jazz 2 Tue <i>Please Don't Change</i> ^{AH}	5:50
21	Mini Hip Hop <i>Super Mario Brothers MashUp</i> ^{KM}	5:55
22	Pre-Pointe, Pointe 1 & 2 <i>The Four Seasons: Spring</i> ^{TB}	6:00
23	Junior Jazz Wed <i>A Star is Born</i> ^{AW}	6:10
24	Mini Ballet Mon 4:00 <i>Together We Set Sail</i> ^{MA}	6:20
25	Ballet 1 Tue <i>Beautifully & Wonderfully Made</i> ^{AH}	6:25
26	Jazz 3 <i>Complainer</i> ^{TB}	6:35
27	Pre-Teen Tap <i>I'll Make a Man Out of You</i> ^{MA}	6:40
28	Ballet 2 Tue <i>Page 47</i> ^{AH}	6:45
29	Jazz 4 & 5 <i>Glory in My Veins</i> ^{HB}	6:55
30	Junior Tap Thu PM <i>Try Everything</i> ^{AM}	7:00
31	Tap 3 <i>Blink Twice</i> ^{KS}	7:05
32	Contemporary/Lyrical 1 Tue <i>Warrior</i> ^{HM}	7:15
33	Junior Hip Hop Wed <i>The Place to Be</i> ^{KM}	7:20
34	Ballet 4 & 5 <i>Won't Go Wasted</i> ^{TB}	7:30
35	Just Guys <i>Hey Baby!</i> ^{AW}	7:35
36	Junior Tap Wed <i>Celebrate Happy</i> ^{AW}	7:45
37	All Companies <i>Nothing is Lost</i> ^{TB}	7:55
38	Curtain Call Rehearsal <i>Ready for the Ride</i> ^{AH}	

Dress Rehearsal SATURDAY, MAY 16

Frederick High School Auditorium
5690 Tipple Parkway, Frederick, CO



- **Just like a real show! See show time procedures page for details on all times listed below.**
- Attendance is mandatory.
- Follow Head-to-Toe Checklist for costume/hair/make-up.
- One parent/guardian is allowed to stay in the theatre and watch dress rehearsal. No other family members or siblings.
- Personal photography is only permitted at dress rehearsal, being discreet and mindful of professional photographer and videographer.

1:00pm	Check-In
1:15pm	Call time
1:30pm	Backstage secure
1:45pm	Curtain Call Rehearsal
2:00pm	Showtime!

Accelerate

SHOW A

PERFORMANCE TIMES & PROCEDURES

Frederick High School Auditorium
5690 Tipple Parkway, Frederick, CO



First Performance SUNDAY, MAY 17, 12:00PM

10:45am	Check-In
11:00am	Call time
11:15am	Backstage secure
11:30am	Auditorium doors open
12:00pm	Showtime!

Second Performance SUNDAY, MAY 17, 7:00PM

5:45pm	Check-In
6:00pm	Call time
6:15pm	Backstage secure
6:30pm	Auditorium doors open
7:00pm	Showtime!

- Attendance is mandatory for both performances.
- No personal photography or video is permitted during the show.

BEFORE YOU ARRIVE:

- Hair and make-up should be completed before call time (usually at home).
- Follow Head-to-Toe Checklist for costume/hair/make-up details.
- Arrive at all events in street clothes, carrying costume in protective bag.

CHECK-IN: GUARDIAN RECEIVES WRISTBAND, CLASSES GATHER

- ***New this year*** Each dancer must be checked in at the **check-in station** by a female guardian. This guardian will receive and put on a backstage access wristband. The wristbanded adult will then take the dancer to gather with the class mom and rest of their class.
- **Dancers age 13+** may check themselves in and do not need to be accompanied by a parent or have a wristband.
- **Dancers in multiple classes** will be assigned a "homeroom" class (check-in station will tell you). They will gather with their "homeroom" class mom and stay with them backstage.
- **Male students** will also check-in at the check-in station, but will all gather with the Backstage Dad, regardless of their class.
- **Wristbanded adults** will have access to the backstage area briefly before and after the show to walk your dancer back to the room, help them change, and then exit. Each performance receives a unique colored wristband, and a new one will need to be received at each performance.
- Dads may check-in a female dancer if necessary, but they will not receive a wristband and will not be permitted to accompany female dancers backstage.

CALL TIME: HEAD BACKSTAGE!

- At call time, all dancers should be with class moms. When the entire class is gathered, security will allow the class (and wristbands guardians) to head to their changing room. **DO NOT BE LATE!**
- **Siblings** (including babies) will not be permitted backstage.
- **Families with multiple dancers** should drop their oldest student with the class moms and enter with the youngest sibling. Dancers should always stay with their class. Male dancers cannot enter the female changing areas during pick-up/drop-off, so plan accordingly.

BACKSTAGE SECURE: ONLY DANCERS & VOLUNTEERS BACKSTAGE

- All dancers dressed and ready, wristbanded guardians must exit backstage area. No one other than class moms and dancers are allowed backstage. **Doors to the backstage hallway will be locked and no one will be available to let you in after this time.**
- All dancers must remain backstage for the duration of the show.

AFTER THE SHOW: SECURE PICK-UP


- The wristbanded guardian will be allowed to enter the backstage area through the south hallway doors to pick-up their child and help them change out of their costume.
- Exit through the north hallway doors.
- Time to celebrate!



Head-to-Toe Checklist

FOR PICTURE DAY, DRESS REHEARSALS AND SHOWS

Hair:

- Tightly secured up in a bun. No bangs, flyways, etc.
- **Toddler, Mini, Junior, Ballet 1, Tap/Jazz 1, Hip Hop 1:** Bun at crown of head, foam hair donut encouraged.
- Dancers in multiple levels should follow ballet level bun.
- Performing Company members wear low bun regardless of level.
- **Ballet 2+, Tap/Jazz 2+, Hip Hop 2+, All Pointe Levels:** Center part, bun straight back from ears, no hair donut.
- Encouraged: bobby pins, gel, hair spray, hair net.
- Not permitted: barrettes, clips, bows, ribbons, glitter hairspray.
- Tutorial available on website. 
- **Males:** hair must be neatly combed back with a side or center part & secured with hairspray, gel, and/or bobby pins. All hair must stay off of face & neck while dancing. Long hair must be gathered into a low bun with side part.



Hair piece notes:

Accessories:

- All jewelry must be removed. If ears have recently been pierced, they need to be covered with skin-tone Band-Aids. Wedding/promise rings are the only exception.
- **No colored nail polish** (barefoot dancers - don't forget toes!)
- Eyeglasses are not permitted on stage. Talk with your instructor if you have concerns.
- **NO UNDERWEAR** under tights or costume. Potty training toddlers wear a pull-up.
- Nude leotards are strongly encouraged for dancers with backstage costume changes.
- If bras are necessary for dancers, they must be nude in color, have clear straps, and not show outside of the nude leotard.

Tights:

- A new pair of tights has been included in your costume bag. Reserve these tights for Picture Day, Dress Rehearsal and the Showcase.
- Extras are available for purchase backstage in case of emergency.

Shoes:

- Remember to bring the style of shoes needed for each dance!

Shoe notes (style, socks, etc):

Make-Up:

- Required for students of all ages.
- Important with bright stage lights!
- Eyes: brown eyeshadow (mascara & eyeliner optional)
- Cheeks: pink blush
- Lips: red lip stain. Rimmel 550 (Play With Fire) or Lipsense in BluRed are strongly encouraged.
- Tip: Wear a button or zip-up shirt for easy changes into costume without disturbing hair & make-up!
- **Males:** natural eye shadow & blush, lip stain (a shade darker than lips). Ben Nye stage make-up kit encouraged.



Costume:

- Try on **ONE TIME** at home, then **LABEL** all costume pieces & accessories.
- Do not leave costume crumpled in bag at home. Hang tutus upside down in a steamy bathroom to relax wrinkles. Do not get wet.
- Do not use safety pins to alter costumes. Needle & thread or velcro dots are allowed.
- **ARRIVE AT ALL EVENTS IN STREET CLOTHES, CARRYING COSTUME IN PROTECTIVE BAG.**
- **Change out of costume and return it to the protective bag before leaving any event. The only exception is the final show - feel free to wear it out and celebrate!**
- **NO** replacement costumes if your costume is damaged before the showcase.
- **ONLY NON-MESSY SNACKS AND WATER SHOULD BE CONSUMED WHILE IN COSTUME.**

Bag:

- **Each student must bring a stiff-sided stand up bag** (i.e. brown paper grocery bag) with their name and class written on it to hold personal items while at the theater.
- **LABEL EVERYTHING IN YOUR BAG!**

PACKING (and labeling!) LIST:

- Costume
- Hairpieces
- Any other accessories (gloves, etc)
- Tights
- Shoes
- Make-up (for touch-ups)
- Hair tools (for touch-ups)
- Light cardigan or jacket if costume is itchy
- Clothes/pajamas to wear home
- Personal items like coloring book, stuffy, blanket, etc.
- Technology devices like iPads are permitted. Wifi is not available and Legacy is not responsible for lost/stolen items.
- **Leak proof water bottles are encouraged.**
- Class moms will provide snacks.



Helpful Info

These items are available on the parent portal online store!



BOUQUETS

Pick-up at FHS before each show!
The pre-order deadline is April 24,
orders after that time will be subject to availability
\$18

BEARS

Pick-up at FHS before each show!
The pre-order deadline is April 24,
orders after that time will be subject to availability
\$20



PIZZA, WATER, COOKIE COMBO

Thursday Tech Rehearsal Dinner
(May 14 at 5pm)



Orders due 5/5
\$5 one slice, \$7 two slices

CHICK-FIL-A



Friday Tech/Dress Rehearsal Dinner (5/15 at 5pm)
Saturday Dinner (5/16 at 4pm)
Orders due 5/5
\$8 includes sandwich, cookie, & bottled water

SNACK PACK

Snack after Sunday Show #1 (5/17 at 1:30pm)
Orders due 5/5
\$5 includes 1 Uncrustable, Applesauce,
CheezIt pouch, and Gatorade

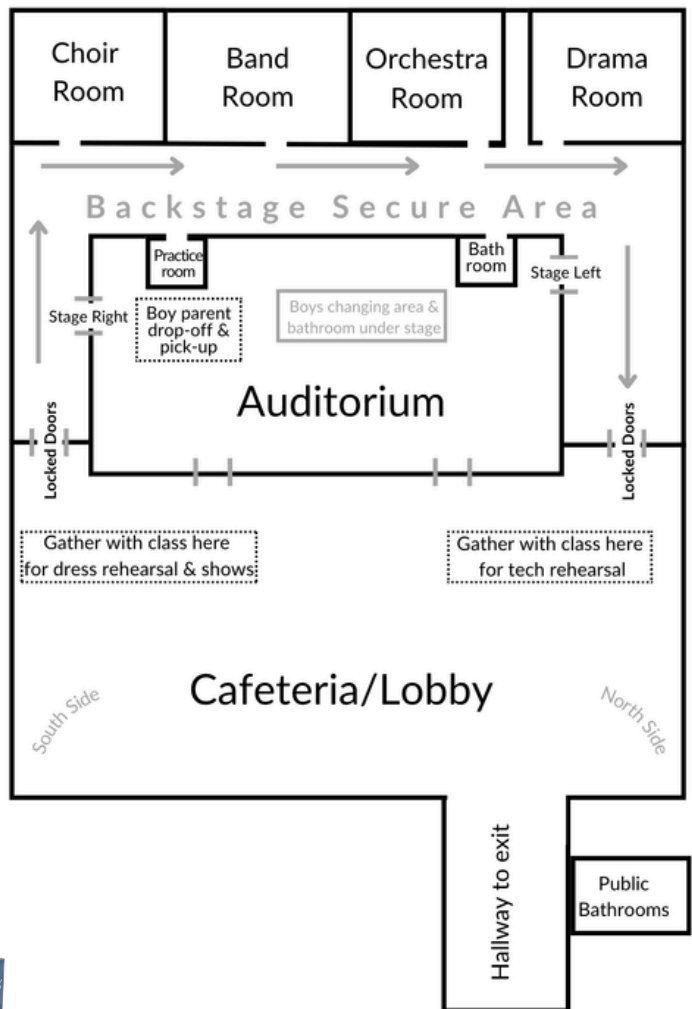


JERSEY MIKES BOXED DINNER

Dinner between Sunday Shows (May 17, 5:00pm)
Orders due 5/5
\$15 for sandwich, water, chips, and cookie
See choices on portal!



Frederick High School



VIDEOGRAPHY

Loose Metal Media will be back to capture professional videography. Digital access and downloads available through Vimeo AFTER the showcase is completed.
\$35 or \$60 (both shows)



PHOTOGRAPHY

Emily R Photography is returning to capture amazing class & individual portraits on picture day, as well as on-stage shots during dress rehearsals. Families will be emailed a link to an online, password-protected gallery within two weeks of the showcase. All images will be available for purchase by download or print online at that time.
No pre-order or registration required.